



Device Servers catalogue

Piotr Goryl, 3Controls, Tango Community

30th Tango Collaboration meeting, ONERA Toulouse, 23-06-2016

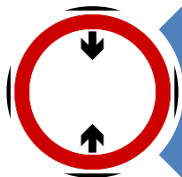
Motivation



Finding Device Server for your equipment / application



Facilitate sharing



Someone cannot publish on an external or public repository



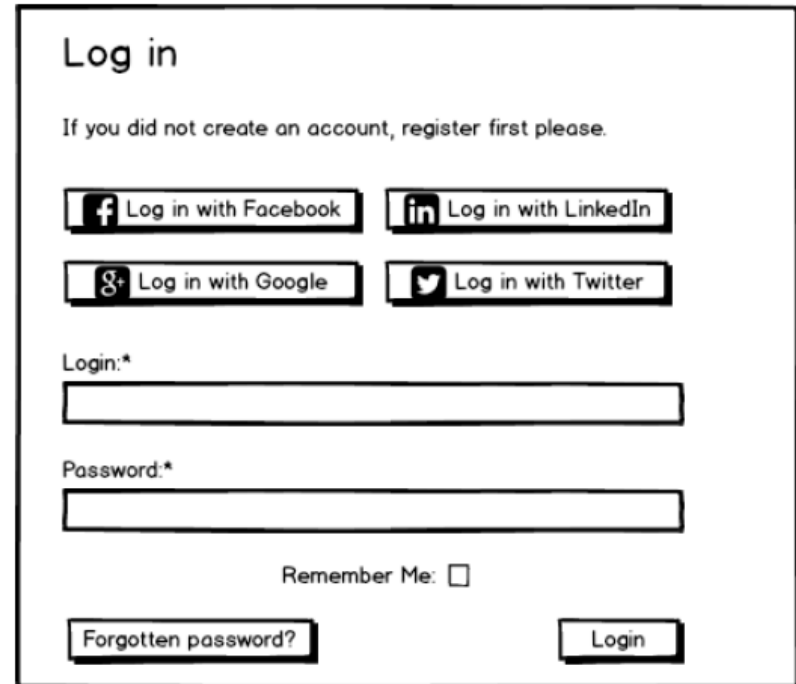
Git repositories will have different structure

Main features

- Browse, search catalogue
- View DS specification
- Based on .xmi files
- DS added by pointing to repository. Planned support for: ftp, svn, git, mercurial,...?
- Initial import from current or moved repository
- Integrated into tango-controls.org
- Social features
 - Likes
 - Share
 - Comment?
 - Star?
- Automation tasks
- Could evolve into ,market place'
- What about other apps?

Starting

- Integrated with www-tango-controls.org
- Will get social media linkage available



Log in

If you did not create an account, register first please.

[Log in with Facebook](#) [Log in with LinkedIn](#)

[Log in with Google](#) [Log in with Twitter](#)

Login:*

Password:*

Remember Me:

[Forgotten password?](#) [Login](#)

List View

Option for Administrator / 3Controls (or as additional option in menu nr 2). Depends how it looks on tango-controls site

Menu option for: 1. User 2. DS User

Log in Register

My Account My Device Logout

searching
Name entered by the user: searching like %entered_name%
Category: list of defined categories
Licence:
- GPL
- LGPL
- Apache
- MIT
- other (requires additional field for license text or link to file),
Displayed device servers must meet all searching criteria.

Like/share DS-Catalog main site
Standard fb function enables to all users

Buttons are active if at least one device server is selected.
Buttons available to all users.

Subscribe button:
If user is not registered, after clicking app shows message "Please log in to subscribe device servers"

Table description

COLUMNS:

- checkbox - select/deselect all device servers displayed in the catalog
- Name - ds name, after clicking user is redirected to the ds detailed view
- Repository - link to the repository, after clicking user is redirected to the repo
- Category - ds category (DOES ds could have more than 1 category?)
- Added by - nick or company name, after clicking user is redirected to the author view
- Licence - ds licence
- Downloads - total number of ds downloads
- Certified - flag -> ds certified by the 3Controls

Table Functions:

- one-click on row (except of name, author and repository links) -> select checkbox
- double click on row -> redirect to the ds detailed view

Device Servers Catalog

http://

Tango Device Servers Catalog

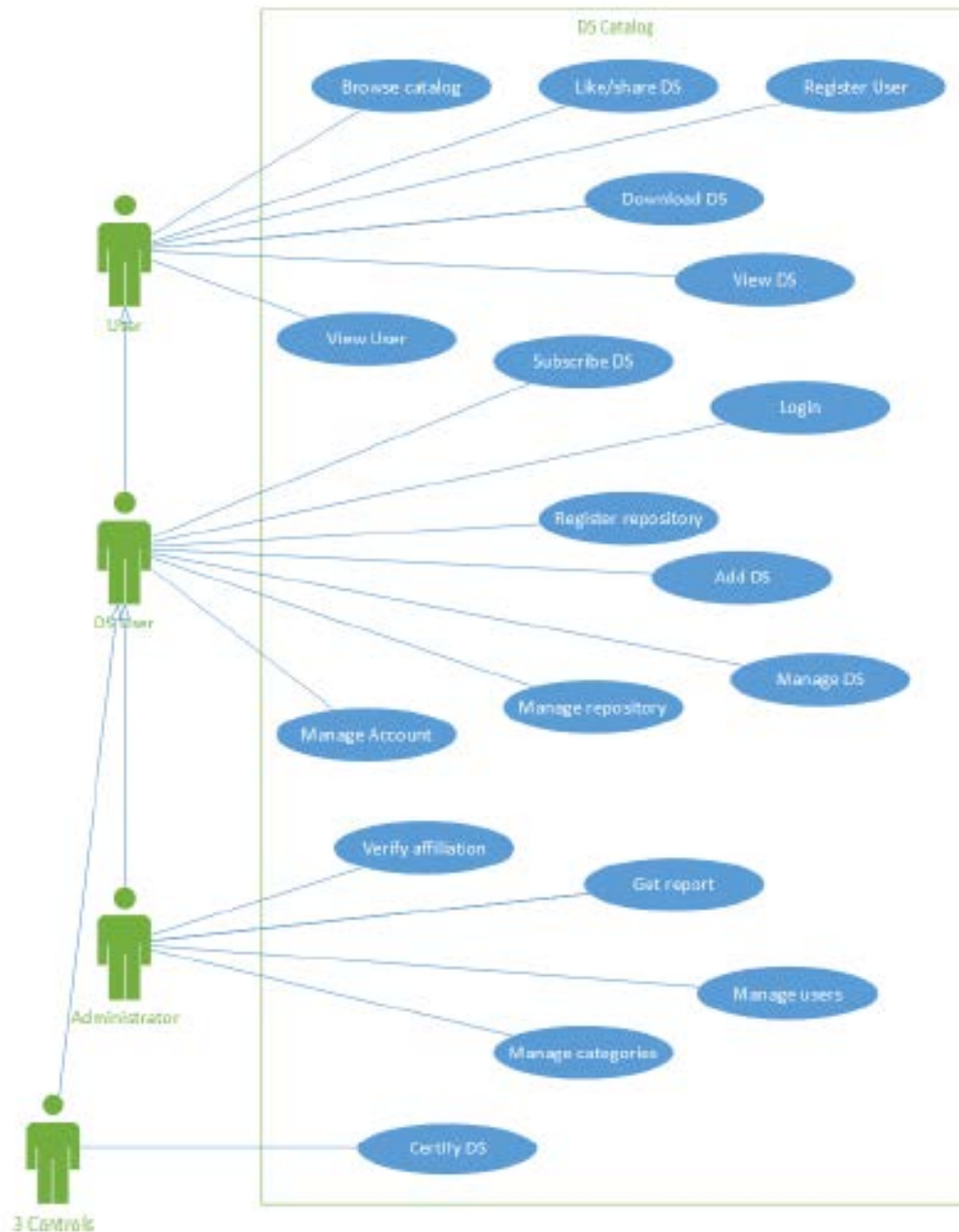
Name Category Licence Certified

<input type="checkbox"/>	Name	Repository	Category	Licence	Downloads	Certified
<input type="checkbox"/>	ds_name	repo_link	category	licence	number	<input checked="" type="checkbox"/>
<input type="checkbox"/>	ds_name	repo_link	category	licence	number	<input checked="" type="checkbox"/>
<input type="checkbox"/>	ds_name	repo_link	category	licence	number	<input type="checkbox"/>
<input type="checkbox"/>	ds_name	repo_link	category	licence	number	<input checked="" type="checkbox"/>
<input type="checkbox"/>	ds_name	repo_link	category	licence	number	<input type="checkbox"/>

Like/Share

Add Device Server Download Subscribe

Actors/Roles



To be dicussed

- How-to ensure usage/updates of the catalogue?
- What repositories are you using?
- .xmi files generation
- Free keywords
- Comments?
- Star scorning?
- Other

Thank you!

